

# District Energy Space 2016



## Spotlighting Industry Growth

2016: More than 163 million square feet reported

*Over 2.1 billion square feet reported since 1990*



# District Energy Space 2016

## Industry Growth around the World

**Dedicated to the growth and utilization of district energy as a means to enhance energy efficiency, provide more sustainable and reliable energy infrastructure, and contribute to improving the global environment.**



The publication of ***District Energy Space*** has become an annual tradition for the International District Energy Association since 1990. Compilations beyond North America were initiated in 2004.

This issue features a compilation of data provided by our members including the number of buildings and their area in square feet that have been committed or recommitted to district energy service in North America during calendar year 2016, or previously unreported for recent years.

Established in 1909, the International District Energy Association (IDEA) serves as a vital communications and information hub for the district energy industry, connecting industry professionals and advancing the technology around the world. With headquarters just outside of Boston, Mass., IDEA comprises over 2,000 district heating and cooling system executives, managers, engineers, consultants and equipment suppliers from 23 countries. IDEA supports the growth and utilization of district energy as a means to conserve fuel, increase energy efficiency and resilience, and reduce emissions.

Each year, IDEA asks all of its member systems to provide information on buildings that committed or recommitted to district energy service during the previous calendar year. To qualify for consideration in ***District Energy Space***, a renewal must be a contracted building or space that had been scheduled to expire during the calendar year and was renewed under a contract with a duration of 10 years or more. Year-to-year rollover—simple continuation of service to existing buildings is not considered renewal.

For each building, ***District Energy Space*** provides the following information:

- Building name and/or type
- Service provider's name and location
- Building area served in square feet
- Services provided (heating, domestic hot water, laundry, cooling, ice-making, pool warming, etc.)

***District Energy Space*** not only enables IDEA to document the year-to-year growth experienced by our member systems, but also can be a valuable marketing asset for your organization. During the IDEA 108th Annual Conference in Scottsdale, Arizona, June 26-29, 2017, IDEA will recognize and present awards to those systems submitting the greatest amount of total square footage and the greatest number of total buildings for 2016 for both North America and Beyond North America. All systems submitting growth data will receive an IDEA *Certificate of Participation*.

***District Energy Space 2016*** and previous issues are available in PDF format by downloading from IDEA's Web site, <http://www.districtenergy.org/district-energy-space-2/>

# Summary for 2016

## North America

Our members reported that they committed or recommitted **350** customer buildings in North America totaling **57,810,954** square feet (sq ft) of building space to district energy service during 2016, or were previously unreported. That compares with **158** buildings and **33,678,616** sq ft during 2015.

The North America total of **57,810,954** sq ft added in 2016 to IDEA's running total of reported square footage of **693,853,070** sq ft committed to North American district energy systems since 1990, brings the current total for North America reported since 1990 to **751,664,024** sq ft.

## Beyond North America

IDEA is also pleased to be able to report strong system growth from beyond North America, which we have tracked since 2004. An additional **425** buildings and **105,331,989** sq ft were reported for 2016. That compares with **121** buildings and **42,856,027** sq ft during 2015.

The Beyond North America total of **105,331,989** sq ft added in 2016 to IDEA's running total of square footage of **1,261,181,305**

Beyond North America since 2004, brings the Beyond North America total reported since 2004 to **1,366,513,294** sq ft.

## Totals: North America and Beyond North America

The total combined building area reported added during 2016 in North America and Beyond North America is **163,142,942** sq ft. The total building area added, as reported to *District Energy Space* by our members since our tally began is **163,142,942 + 1,955,034,376 = 2,118,177,318** sq feet.

## Stand Up and Be Recognized for 2017

Make plans now to photograph and enter your customer buildings that commit or recommit for your district energy service during 2017! The deadline for submittal of buildings added in 2017 is **Fri., April 20, 2018**. See back cover for more information.

Continuing our tradition, during the IDEA 108th annual conference in Scottsdale, Arizona, June 26-29, 2017, IDEA will congratulate and present awards to those systems reporting the largest growth for calendar 2016 for both North America and Beyond North America. We look forward to seeing you there!

### 2016 New Square Footage Reported\*

Category	North America	Beyond North America
Commercial-Mixed Use	1,688,769	89,569,318
Commercial-Office	22,152,891	4,885,222
Commercial-Retail/Manufacturing	1,295,392	539,234
Commercial-Other	987,441	44,530
Entertainment, Cultural or Sporting Center	426,672	172,088
Government	1,925,885	39,617
Hotel	1,264,323	1,544,366
Residential	6,897,551	8,518,076
School, Hospital or Institution	19,459,110	19,536
Other	1,712,920	0
<b>Square Footage Reported 2016</b>	<b>57,810,954</b>	<b>105,331,989</b>

### 2016 Total Reported in North America and Beyond North America

**163,142,942**

\* All entries are newly signed, connected or renewed customers during calendar year 2016 (*Renewal* means contractually recommitted to a long-term service agreement of 10 years or greater.)

## Commercial—Mixed Use

- **Mixed Use (Retail/Restaurant & Commercial/Residential)**  
New York City, NY  
Con Edison Steam Operations  
12,420 sq ft—space heating
- **Mixed Use (Residential & Commercial)**  
New York City, NY  
Con Edison Steam Operations  
636,916 sq ft—space heating
- **Mixed Use (Retail/Restaurant & Commercial/Residential)**  
New York City, NY  
Con Edison Steam Operations  
27,785 sq ft—space heating
- **Mixed Use (Retail/Restaurant & Commercial/Residential)**  
New York City, NY  
Con Edison Steam Operations  
866,359 sq ft—space heating

- **Tempo**  
Richmond, BC, Canada  
Lulu Island Energy Company  
4,952 sq ft (commercial)—  
space heating, domestic hot  
water



Tempo

- **River Park Place**  
Richmond, BC, Canada  
Lulu Island Energy Company  
12,627 sq ft (commercial)—  
space heating, domestic hot  
water



River Park Place

- **Cadence**  
Richmond, BC, Canada  
Lulu Island Energy Company  
76,750 sq ft (commercial)—  
space heating, domestic hot  
water



Cadence

- **CBRE**  
Boston, MA  
Veolia Energy Boston  
50,960 sq ft—space heating

## Commercial—Office

- **208 Neces**  
Austin, TX  
Austin Energy  
365,500 sq ft—space cooling
- **Shoal Creek Walk**  
Austin, TX  
Austin Energy  
218,500 sq ft—space cooling
- **Surrey Gateway Place**  
Surrey, BC, Canada  
Surrey City Energy  
135,335 sq ft—space cooling
- **Office Building**  
New York City, NY  
Con Edison Steam Operations  
1,638,637 sq ft—space heating, domestic hot water
- **Office Building**  
New York City, NY  
Con Edison Steam Operations  
156,823 sq ft—space heating
- **Office Building**  
New York City, NY  
Con Edison Steam Operations  
156,823 sq ft—space heating
- **Office Building**  
New York City, NY  
Con Edison Steam Operations  
827,686 sq ft—space heating, domestic hot water

- **Office Building**  
New York City, NY  
Con Edison Steam Operations  
493,039 sq ft—space heating, domestic hot water
- **Office Building**  
New York City, NY  
Con Edison Steam Operations  
370,000 sq ft—space heating
- **Office Building**  
New York City, NY  
Con Edison Steam Operations  
400,294 sq ft—space heating, domestic hot water
- **Office Building**  
New York City, NY  
Con Edison Steam Operations  
488,366 sq ft—space heating, space cooling, domestic hot water
- **Office Building**  
New York City, NY  
Con Edison Steam Operations  
101,319 sq ft—space heating, domestic hot water
- **Office Building**  
New York City, NY  
Con Edison Steam Operations  
582,542 sq ft—space heating, domestic hot water
- **Office Building**  
New York City, NY  
Con Edison Steam Operations  
383,486 sq ft—space heating, space cooling, domestic hot water
- **Office Building**  
New York City, NY  
Con Edison Steam Operations  
636,490 sq ft—space heating, space cooling, domestic hot water
- **Office Building**  
New York City, NY  
Con Edison Steam Operations  
1,578,972 sq ft—space heating, space cooling, domestic hot water
- **200 S. Michigan Avenue**  
Chicago, IL  
Enwave Chicago  
357,000 sq ft—space cooling

- **141 W. Jackson Boulevard**  
Chicago, IL  
Enwave Chicago  
775,000 sq ft—space cooling
- **151 N. Franklin Street**  
Chicago, IL  
Enwave Chicago  
807,000 sq ft—space cooling
- **122 S. Michigan Avenue**  
Chicago, IL  
Enwave Chicago  
578,359 sq ft—space cooling
- **225 W. Randolph Avenue**  
Chicago, IL  
Enwave Chicago  
800,000 sq ft—space cooling
- **311 W. Washington Boulevard**  
Chicago, IL  
Enwave Chicago  
64,800 sq ft—space cooling
- **231 S. LaSalle Street**  
Chicago, IL  
Enwave Chicago  
936,800 sq ft—space cooling
- **220 Simcoe Street**  
Toronto, ON, Canada  
Enwave Toronto  
294,011 sq ft—space cooling
- **Exchange Tower**  
Toronto, ON, Canada  
Enwave Toronto  
1,028,412 sq ft—space cooling
- **Brookfield Place**  
Toronto, ON, Canada  
Enwave Toronto  
1,391,000 sq ft—space cooling
- **19 Duncan Street**  
Toronto, ON, Canada  
Enwave Toronto  
455,384 sq ft—space heating, space cooling
- **Historic Flat Iron Building**  
San Francisco, CA  
NRG Energy Center San Francisco LLC  
37,500 sq ft—space heating, domestic hot water
- **400 Montgomery**  
San Francisco, CA  
NRG Energy Center San Francisco LLC  
80,000 sq ft—space heating, domestic hot water




## Commercial—Office cont.

- **Post Montgomery Center**  
San Francisco, CA  
NRG Energy Center San Francisco LLC  
1,000,000 sq ft—space heating, domestic hot water
- **Standard Oil Building**  
San Francisco, CA  
NRG Energy Center San Francisco LLC  
560,000 sq ft—space heating, domestic hot water
- **Montgomery Office Tower**  
San Francisco, CA  
NRG Energy Center San Francisco LLC  
631,000 sq ft—space heating, domestic hot water
- **1 Light Street**  
Baltimore, MD  
Veolia Energy Baltimore  
776,000 sq ft—space heating, space cooling, domestic hot water
- **Beacon Capital**  
Boston, MA  
Veolia Energy Boston  
207,000 sq ft—space heating, domestic hot water
- **One Beacon**  
Boston, MA  
Veolia Energy Boston  
1,258,404 sq ft—space heating, space cooling domestic hot water
- **Corporate Tower**  
Oklahoma City, OK  
Veolia Energy Oklahoma City  
200,000 sq ft—space cooling
- **Four Penn Center**  
Philadelphia, PA  
Veolia Energy Philadelphia  
525,000 sq ft—space heating, domestic hot water
- **SEPTA**  
Philadelphia, PA  
Veolia Energy Philadelphia  
1,670,332 sq ft—space heating, domestic hot water

## Commercial—Retail/Manufacturing

- **Retail**  
New York City, NY  
Con Edison Steam Operations  
115,330 sq ft—space heating
- **Commercial**  
New York City, NY  
Con Edison Steam Operations  
33,626 sq ft—space heating, domestic hot water
- **Retail**  
New York City, NY  
Con Edison Steam Operations  
57,700 sq ft—space heating, domestic hot water
- **208 W. Washington Boulevard**  
Chicago, IL  
Enwave Chicago  
292,736 sq. ft—space cooling
- **55 E. Grand Avenue**  
Chicago, IL  
Enwave Chicago  
15,283 sq. ft—space cooling
- **520 N. Michigan Avenue**  
Chicago, IL  
Enwave Chicago  
98,527 sq. ft—space cooling
- **65 W. Jackson Boulevard**  
Chicago, IL  
Enwave Chicago  
48,190 sq. ft—space cooling
- **Smart Reit**  
Richmond, BC, Canada  
Lulu Island Energy Company  
284,000 sq ft—space heating, space cooling



Smart Reit

- **Faneuil Hall**  
Boston, MA  
Veolia Energy Boston  
350,000 sq ft—space heating

## Commercial—Other

- **Restaurant**  
New York City, NY  
Con Edison Steam Operations  
855,142 sq ft—space heating, domestic hot water
- **Arvest Bank**  
Tulsa Oklahoma  
Veolia North America  
72,299 sq ft—space cooling
- **Holarud**  
Tulsa Oklahoma  
Veolia North America  
60,000 sq ft—space heating, space cooling

## Entertainment, Cultural or Sporting Center


- **Indoor Sports Center (ISC)**  
Oxford, OH  
Miami University of Ohio  
91,000 sq ft—space heating



Indoor Sports Center (ISC)


- **Joslyn Museum**  
Omaha, NE  
NRG Energy Center Omaha  
107,000 sq ft—space heating, space cooling
- **Philadelphia Racquet Club**  
Philadelphia, PA  
Veolia North America  
Philadelphia  
110,000 sq ft—space heating, domestic hot water

- **Tremont Street Theater**  
Boston, MA  
Veolia North America Boston  
10,401 sq ft—space heating
- **Aquatic Centre (LEED® Gold)**  
Vancouver, BC, Canada  
University of British Columbia  
86,521 sq ft—space heating, domestic hot water



Aquatic Centre

- **Jane Sanders Stadium**  
Eugene, OR  
University of Oregon  
21,750 sq ft—space heating, space cooling, domestic hot water



Jane Sanders Stadium

## Government

- **Courts Complex**  
Phoenix, AZ  
NRG Energy Center Phoenix  
575,725 sq ft—space cooling



Courts Complex

## Government cont.

- **225 W. Madison Building**  
Phoenix, AZ  
NRG Energy Center Phoenix  
198,899 sq ft—space cooling



225 W. Madison Building

- **Executive Complex**  
San Diego, CA  
NRG Energy Center San Diego  
33,400 sq ft—space cooling



Executive Complex

- **Courthouse**  
Boston, MA  
Veolia North America Boston  
26,460 sq ft—space heating
- **Registry of Deeds**  
Boston, MA  
Veolia North America Boston  
256,401 sq ft—space heating
- **Municipal Courts Building**  
Oklahoma City, OK  
Veolia North America Oklahoma City  
80,000 sq ft—space heating, space cooling, domestic hot water
- **Tulsa Kerr Edmondson State Office Facility**  
Tulsa, Oklahoma  
Veolia North America Tulsa  
255,000 sq ft—space cooling

- **David L. Moss Criminal Justice Center**  
Tulsa, Oklahoma  
Veolia North America Tulsa  
500,000 sq ft—space heating, space cooling

## Hotel

- **Aloft/Element Hotel**  
Austin TX  
Austin Energy  
197,821 sq ft—space cooling
- **Hotel/Club**  
New York City, NY  
Con Edison Steam Operations  
83,000 sq ft—space heating, domestic hot water
- **65 W. Jackson Boulevard**  
Chicago, IL  
Enwave Chicago  
193,323 sq ft—space cooling
- **Marriott Hotel**  
Omaha, NE  
NRG Energy Center Omaha  
304,000 sq ft—space heating, space cooling, kitchen
- **Clift Hotel**  
San Francisco, CA  
NRG Energy Center San Francisco  
100,000 sq ft—space heating, domestic hot water

- **Four Seasons**  
Boston, MA  
Veolia North America  
584,000 sq ft—space heating, space cooling, kitchen

## Residential

- **Fifth & West Residential**  
Austin, TX  
Austin Energy  
330,000 sq ft—space cooling
- **The Independent**  
Austin, TX  
Austin Energy  
700,000 sq ft—space cooling
- **208 W. Washington Blvd.**  
Chicago, IL  
Enwave Chicago  
385,580 sq ft—space cooling

- **Alexandra Court**  
Richmond, BC, Canada  
Lulu Island Energy Company  
258,000 sq ft—space heating, space cooling, domestic hot water



Alexandra Court

- **Oxford Lane**  
Richmond, BC, Canada  
Lulu Island Energy Company  
64,000 sq ft—space heating, space cooling, domestic hot water



Oxford Lane

- **Tempo**  
Richmond, BC, Canada  
Lulu Island Energy Company  
209,315 sq ft—space heating, domestic hot water
- **River Park Place**  
Richmond, BC, Canada  
Lulu Island Energy Company  
179,058 sq ft—space heating, domestic hot water
- **Cadence**  
Richmond, BC, Canada  
Lulu Island Energy Company  
200,080 sq ft—space heating, domestic hot water
- **Encore Capital**  
San Francisco, CA  
Enwave North America  
80,000 sq ft—domestic hot water

- **Trinity 3**  
San Francisco, CA  
Enwave North America  
325,000 sq ft—space heating, domestic hot water
- **University District**  
Surrey, BC, Canada  
Surrey City Energy  
246,483 sq ft—space heating, domestic hot water
- **Park Avenue**  
Surrey, BC, Canada  
Surrey City Energy  
661,765 sq ft—space heating, domestic hot water
- **One/Two Family Dwelling**  
New York City, NY  
Con Edison Steam Operations  
4,320 sq ft—space heating, domestic hot water
- **Condominium**  
New York City, NY  
Con Edison Steam Operations  
81,199 sq ft—space heating
- **Elevator Apartment**  
New York City, NY  
Con Edison Steam Operations  
297,703 sq ft—space heating, domestic hot water
- **Condominium**  
New York City, NY  
Con Edison Steam Operations  
905,634 sq ft—space heating
- **Condominium**  
New York City, NY  
Con Edison Steam Operations  
577,300 sq ft—space heating, domestic hot water
- **Condominium**  
New York City, NY  
Con Edison Steam Operations  
756,686 sq ft—space heating, domestic hot water
- **Condominium**  
New York City, NY  
Con Edison Steam Operations  
215,000 sq ft—space heating, domestic hot water
- **Condominium**  
New York City, NY  
Con Edison Steam Operations  
393,031 sq ft—space heating, domestic hot water



## Residential cont.

- **Condominium**  
New York City, NY  
Con Edison Steam Operations  
322,260 sq ft—space heating,  
domestic hot water
- **Orchard Commons (LEED® Gold)**  
Vancouver, BC, Canada  
University of British Columbia  
343,201 sq ft—space heating,  
domestic hot water  
Orchard Commons
- **Brooks Hall (Seeking LEED® Certification)**  
Columbia, MO  
University of Missouri  
91,937 sq ft—space heating,  
space cooling, humidification,  
domestic water, electricity



Brooks Hall

- **The Drake Apartments**  
Philadelphia, PA  
Veolia Energy Philadelphia  
300,000 sq ft—space heating,  
domestic hot water

- **Orchard Commons (LEED® Gold)**  
Vancouver, BC, Canada  
University of British Columbia  
85,456 sq ft—space heating,  
domestic hot water, kitchen
- **The Brimacombe Building Addition-Quantum Matter Institute (LEED® Gold)**  
Vancouver, BC, Canada  
University of British Columbia  
54,984 sq ft—space heating,  
domestic hot water, process




The Brimacombe Building Addition (QMI)

- **Health Clinics and Surgery Center**  
Minneapolis, MN  
University of Minnesota  
344,760 sq ft—space heating,  
space cooling, domestic hot  
water, humidification, process,  
refrigeration



Health Clinics and Surgery Center

- **Missouri Orthopedic Addition (Seeking LEED® Certification)**  
Minneapolis, MN  
University of Minnesota  
87,503 sq ft—space heating,  
space cooling, humidification,  
domestic water, electricity



Missouri Orthopedic Addition

- **Lafferre Hall Addition**  
Minneapolis, MN  
University of Minnesota  
349,345 sq ft—space heating,  
space cooling, humidification,  
domestic water, electricity



Lafferre Hall Addition

- **Swallow Hall (LEED® Gold Certified)**  
Minneapolis, MN  
University of Minnesota  
37,592 sq ft—space heating,  
space cooling, humidification,  
domestic water, electricity



Swallow Hall

- **Early Childhood CARES Building**  
Eugene, OR  
University of Oregon  
22,563 sq ft—space heating,  
space cooling, domestic hot  
water



Early Childhood CARES Building

- **942 Olive**  
Eugene, OR  
University of Oregon  
12,800 sq ft—space heating,  
space cooling, domestic hot  
water



942 Olive

- **Enzi STEM Building**  
Laramie, WY  
University of Wyoming  
98,980 sq ft—space heating,  
domestic hot water, process,  
other



Enzi STEM Building

- **High Bay Research Facility**  
Laramie, WY  
University of Wyoming  
79,701 sq ft—space heating,  
domestic hot water, process



High Bay Research Facility

## School, Hospital, Institution

- **Indiana University-Purdue University Indianapolis (IUPUI)**  
Marion, IN  
Citizens Thermal Energy  
45,000 sq ft—space heating,  
space cooling
- **Hospital/Health Facility**  
New York City, NY  
Con Edison Steam Operations  
150,000 sq ft—space heating,  
space cooling, domestic hot  
water
- **Educational Facility**  
New York City, NY  
Con Edison Steam Operations  
11,235 sq ft—space heating

## School, Hospital, Institution cont.

- **University of MD, Baltimore, Health Sciences Facility III**  
Baltimore, MD  
Veolia Energy Baltimore  
428,970 sq ft—space heating, domestic hot water, humidification
- **Emerson College Cafeteria**  
Boston, MA  
Veolia Energy Boston  
10,000 sq ft—space heating
- **Emerson College**  
Boston, MA  
Veolia Energy Boston  
1,250,000 sq ft—space heating
- **Brigham and Women's Hospital**  
Boston, MA  
Veolia Energy Boston  
360,000 sq ft—space heating, space cooling, process
- **Temple School of Podiatric Medicine**  
Philadelphia, PA  
Veolia Energy Philadelphia  
150,000 sq ft—space heating, domestic hot water, humidification, process
- **University of Pennsylvania**  
Philadelphia, PA  
Veolia Energy Philadelphia  
14,000,000 sq ft—space heating, space cooling, domestic hot water, humidification, process, kitchen

- **North Quad Dorms**  
Oxford, OH  
Miami University of Ohio  
250,221 sq ft—space heating, space cooling, domestic hot water, kitchen, refrigeration



North Quad Dorms

- **Kiewit University**  
Omaha, NE  
NRG Energy Center Omaha  
60,000 sq ft—space heating, space cooling
- **Allegheny General Hospital**  
Pittsburgh, PA  
NRG Energy Center Pittsburgh  
1,589,000 sq ft—space heating, space cooling



Allegheny General Hospital

## Other

- **New England Historical Society**  
Boston, MA  
Veolia Energy Boston  
24,460 sq ft—space heating, humidification
- **Biogen**  
Boston, MA  
Veolia Energy Boston  
26,460 sq ft—space heating, space cooling, domestic hot water, process
- **Bristol Myers Squibb**  
Boston, MA  
Veolia Energy Boston  
460,000 sq ft—space heating, domestic hot water, process
- **Fire Hall No. 3 (LEED® Gold)**  
Richmond, BC, Canada  
Lulu Island Energy Company  
26,000 sq ft—space heating, domestic hot water



Fire Hall No. 3

- **Uptown Energy Center/UPMC Mercy**  
Pittsburgh, PA  
NRG Energy Center Pittsburgh  
1,200,000 sq ft—space heating, space cooling



Uptown Energy Center/UPMC Mercy



## Commercial—Mixed Use

- **Sanfran Trading FZCO**  
Dubai, UAE  
Emirates District Cooling-  
EMICOOL LLC  
35,779 sq ft—space cooling
- **Blue Rhine Gen. Trading LLC**  
Dubai, UAE  
Emirates District Cooling-  
EMICOOL LLC  
33,074 sq ft—space cooling
- **Fashion Way Trading LLC**  
Dubai, UAE  
Emirates District Cooling-  
EMICOOL LLC  
62,302 sq ft—space cooling
- **Mohd. Hussain & Brothers**  
Dubai, UAE  
Emirates District Cooling-  
EMICOOL LLC  
41,570 sq ft—space cooling
- **Accuro Specialist Support Services**  
Dubai, UAE  
Emirates District Cooling-  
EMICOOL LLC  
25,228 sq ft—space cooling
- **Moon Mood General Trading LLC**  
Dubai, UAE  
Emirates District Cooling-  
EMICOOL LLC  
18,299 sq ft—space cooling
- **Kanaka Trading FZCO**  
Dubai, UAE  
Emirates District Cooling-  
EMICOOL LLC  
84,253 sq ft—space cooling



Kanaka Trading FZCO-Fortune Park Hotel

- **Bloomsbury Trading**  
Dubai, UAE  
Emirates District Cooling-  
EMICOOL LLC  
45,488 sq ft—space cooling

- **Bloomsbury Trading**  
Dubai, UAE  
Emirates District Cooling-  
EMICOOL LLC  
76,435 sq ft—space cooling
- **Alphamed General Trading LLC**  
Dubai, UAE  
Emirates District Cooling-  
EMICOOL LLC  
28,542 sq ft—space cooling
- **Jumeirah Village Circle**  
Dubai, UAE  
Empower-Emirates Central  
Cooling Systems Corporation  
72,055,405 sq ft—space  
cooling



Jumeirah Village Circle Project

- **Abraj Quartier-01**  
Doha, Qatar  
Qatar District Cooling  
Company  
655,248 sq ft—space cooling



Abraj Quartier-01

- **Abraj Quartier-02**  
Doha, Qatar  
Qatar District Cooling  
Company  
646,916 sq ft—space cooling

- **QIMC Tower**  
Doha, Qatar  
Qatar District Cooling  
Company  
861,120 sq ft—space cooling
- **Marina One (LEED® Platinum, BCA Green Mark Platinum Award)**  
Singapore  
Singapore District Cooling  
2,440,876 sq ft—space cooling



Marina One

- **Marina Bay Sands (BCA Green Mark Platinum Award)**  
Singapore  
Singapore District Cooling  
6,135,423 sq ft—space cool-  
ing, domestic hot water



Marina Bay Sands

- **Marina Bay Financial Centre (BCA Green Mark Platinum Award)**  
Singapore  
Singapore District Cooling  
3,665,743 sq ft—space cooling



Marina Bay Financial Centre

- **Asia Square (LEED® Platinum, BCA Green Mark Platinum Award)**  
Singapore  
Singapore District Cooling  
2,657,618 sq ft—space cooling



Asia Square

## Commercial—Office

- **Taif Al Madina Contracting LLC**  
Dubai, UAE  
Emirates District Cooling-  
EMICOOL LLC  
19,590 sq ft—space cooling
- **Aerosoft International Trading**  
Dubai, UAE  
Emirates District Cooling-  
EMICOOL LLC  
32,873 sq ft—space cooling
- **Dubai Business & Mgmt Consultants**  
Dubai, UAE  
Emirates District Cooling-  
EMICOOL LLC  
34,703 sq ft—space cooling
- **Khansaheb Investment LLC**  
Dubai, UAE  
Emirates District Cooling-  
EMICOOL LLC  
35,916 sq ft—space cooling
- **Bukhowa Investment LLC**  
Dubai, UAE  
Emirates District Cooling-  
EMICOOL LLC  
39,697 sq ft—space cooling
- **Lootah Real Estate Dev. LLC**  
Dubai, UAE  
Emirates District Cooling-  
EMICOOL LLC  
13,594 sq ft—space cooling
- **Affan Innovative Structures**  
Dubai, UAE  
Emirates District Cooling-  
EMICOOL LLC  
32,292 sq ft—space cooling

## Commercial—Office cont.

- **Dubai Business & Mgmt Consultants**  
Dubai, UAE  
Emirates District Cooling-EMICOOL LLC  
35,542 sq ft—space cooling
- **Darwish Bin Ahmed & Sons Co LLC**  
Dubai, UAE  
Emirates District Cooling-EMICOOL LLC  
132,579 sq ft—space cooling
- **Themaar Investments LLC & Fizeta Middle East**  
Dubai, UAE  
Emirates District Cooling-EMICOOL LLC  
32,827 sq ft—space cooling
- **Union Properties PJSC**  
Dubai, UAE  
Emirates District Cooling-EMICOOL LLC  
46,503 sq ft—space cooling



Union Properties PJSC-Green Community Phase 3

- **Zamzam Refreshment Co. LLC**  
Dubai, UAE  
Emirates District Cooling-EMICOOL LLC  
3,229 sq ft—space cooling
- **Triplanet International**  
Dubai, UAE  
Emirates District Cooling-EMICOOL LLC  
282,532 sq ft—space cooling
- **Raphael Khat Middle East FZ LLC**  
Dubai, UAE  
Emirates District Cooling-EMICOOL LLC  
55,908 sq ft—space cooling

- **TECOM C-Grand Central Comm. Brokers**  
Dubai, UAE  
Empower-Emirates Central Cooling Systems Corporation  
315,697 sq ft—space cooling
- **Dubitech-Tecom Investment-Headquarters Complex**  
Dubai, UAE  
Empower-Emirates Central Cooling Systems Corporation  
585,053 sq ft—space cooling



Dubitech-Tecom Investment-Headquarters Complex

- **Dubitech-Deyaar Development PJSC-Montrose Tower-Hotel**  
Dubai, UAE  
Empower-Emirates Central Cooling Systems Corporation  
152,987 sq ft—space cooling



Dubitech-Deyaar Development PJSC-3rd Building-Montrose Tower-Hotel

- **One Raffles Quay (LEED® Platinum, BCA Green Mark Platinum Award)**  
Singapore  
Singapore District Cooling  
1,590,583 sq ft—space cooling



One Raffles Quay

- **Ocean Financial Centre (LEED® Platinum, BCA Green Mark Platinum Award)**  
Singapore  
Singapore District Cooling  
1,033,334 sq ft—space cooling



Ocean Financial Centre

- **One Marina Boulevard**  
Singapore  
Singapore District Cooling  
419,792 sq ft—space cooling



One Marina Boulevard

## Commercial—Retail/Manufacturing

- **Integrated Tubulars & Oilfield Supplies FZCO**  
Dubai, UAE  
Emirates District Cooling-EMICOOL – LLC  
50,052 sq ft—district cooling
- **Corodex Industries Co. LLC**  
Dubai, UAE  
Emirates District Cooling-EMICOOL – LLC  
50,494 sq ft—district cooling
- **Aljihan Gulf Horizon General Contracting LLC**  
Dubai, UAE  
Emirates District Cooling-EMICOOL – LLC  
37,165 sq ft—district cooling
- **Naffco FZCO**  
Dubai, UAE  
Emirates District Cooling-EMICOOL – LLC  
51,419 sq ft—district cooling
- **Al Massoud Bergum Co LLC**  
Dubai, UAE  
Emirates District Cooling-EMICOOL – LLC  
36,360 sq ft—district cooling
- **Range 3 Investments Ltd.**  
Dubai, UAE  
Emirates District Cooling-EMICOOL – LLC  
152,794 sq ft—district cooling
- **Al Fanar Electrical System LLC**  
Dubai, UAE  
Emirates District Cooling-EMICOOL – LLC  
27,879 sq ft—district cooling
- **Shapoorji Pallonji Middle East**  
Dubai, UAE  
Emirates District Cooling-EMICOOL – LLC  
45,187 sq ft—district cooling
- **Seville Products**  
Dubai, UAE  
Emirates District Cooling-EMICOOL – LLC  
54,142 sq ft—district cooling



## Commercial—Office cont.

- **Transline Express General LLC**  
Dubai, UAE  
Emirates District Cooling-EMICOOL – LLC  
4,680 sq ft—district cooling
- **The Sail @ Marina Bay**  
Singapore  
Singapore District Cooling  
29,063 sq ft—space cooling



The Sail @ Marina Bay

## Commercial—Other

- **Parco Restaurant**  
Dubai, UAE  
Emirates District Cooling-EMICOOL – LLC  
25,112 sq ft—district cooling
- **Greenhouse Index LLC**  
Dubai, UAE  
Emirates District Cooling-EMICOOL – LLC  
19,418 sq ft—district cooling

## Entertainment

- **Singapore Chinese Cultural Centre (BCA Green Mark Platinum Award)**  
Singapore  
Singapore District Cooling  
162,772 sq ft—space cooling



Singapore Chinese Cultural Centre

- **Marina Bay City Gallery**  
Singapore  
Singapore District Cooling  
9,317 sq ft—space cooling



Marina Bay City Gallery

## Government

- **Jamal Abdullah Rashed Mohammed Lootah**  
Dubai, UAE  
Emirates District Cooling-EMICOOL – LLC  
39,617 sq ft—district cooling

## Hotel

- **Land Mark Hotel Management LLC**  
Dubai, UAE  
Emirates District Cooling-EMICOOL – LLC  
26,694 sq ft—district cooling

- **Sheikh Zayed Road- Namaa Properties Development LLC- Paramount Tower Hotel & Residence**  
Dubai, UAE  
Empower-Emirates Central Cooling Systems Corporation  
1,016,499 sq ft—district cooling



Sheikh Zayed Road- Namaa Properties Development LLC- Paramount Tower Hotel & Residence

- **TECOM C-H.E. Sheikh Mohammed Bin Ali Bin Rashid Al Nuaimi- Telal Hotel & Residence**  
Dubai, UAE  
Empower-Emirates Central Cooling Systems Corporation  
501,173 sq ft—district cooling


## School, Hospital, Institution

- **Shehla Bridle**  
Dubai, UAE  
Emirates District Cooling-EMICOOL – LLC  
19,536 sq ft—district cooling

## Residential

- **Al Marfa Pearl for Development & Investment LLC**  
Dubai, UAE  
Emirates District Cooling-EMICOOL – LLC  
135,202 sq ft—district cooling
- **Al Marfa Pearl for Development & Investment LLC**  
Dubai, UAE  
Emirates District Cooling-EMICOOL – LLC  
135,202 sq ft—district cooling

- **Sheikh Zayed Road-HH Sheikh Sultan Mohammed Sultan Al Qasimi Tower- Al Batha Tower**  
Dubai, UAE  
Empower-Emirates Central Cooling Systems Corporation  
495,639 sq ft—district cooling



Sheikh Zayed Road-HH Sheikh Sultan Mohammed Sultan Al Qasimi Tower- Al Batha Tower

- **Tecom C-Mr. Tayeb Mohamed Ibrahim Building**  
Dubai, UAE  
Empower-Emirates Central Cooling Systems Corporation  
1,044,585 sq ft—district cooling



Mr. Tayeb Mohamed Ibrahim Building

## Residential cont.

- **Dubotech-Deyaar Development PJSC-Montrose Tower Residence**  
Dubai, UAE  
Empower-Emirates Central Cooling Systems Corporation  
313,398 sq ft-district cooling



Dubotech-Deyaar Development PJSC-Montrose Tower Residence

- **Dubai Land-H.E. Shaikh Mohammed Bin Ali Bin Rashid Al Nuaimi Residential Building**  
Dubai, UAE  
Empower-Emirates Central Cooling Systems Corporation  
107,226 sq ft-district cooling



H.E. Shaikh Mohammed Bin Ali Bin Rashid Al Nuaimi Residential Building

- **Dubai Land-Mr. Mohammad Mohsen Madhavi-Residential Building**  
Dubai, UAE  
Empower-Emirates Central Cooling Systems Corporation  
153,917 sq ft-district cooling

- **Dubai Land-Mr. Mohammad Mohsen Madhavi-Residential Building**  
Dubai, UAE  
Empower-Emirates Central Cooling Systems Corporation  
83,593 sq ft-district cooling

- **Dubai Land-Al Sondos Real Estate LLC-Residential building**  
Dubai, UAE  
Empower-Emirates Central Cooling Systems Corporation  
124,155 sq ft-district cooling

- **Dubai Land-Mr. Jamno P. Kalwani-Residential Building**  
Dubai, UAE  
Empower-Emirates Central Cooling Systems Corporation  
108,667 sq ft-district cooling

- **Dubai Land-Worldgate Investments- Residential Building**  
Dubai, UAE  
Empower-Emirates Central Cooling Systems Corporation  
96,466 sq ft-district cooling

- **Dubai Land-Mr. Goshi Chand Peter Ram- Residential Building**  
Dubai, UAE  
Empower-Emirates Central Cooling Systems Corporation  
28,861 sq ft-district cooling

- **Parcel-02B**  
Doha, Qatar  
Qatar District Cooling Company (Qatar Cool)  
423,714 sq ft-district cooling



The Pearl Qatar—the site of Qatar Cool's new client buildings

- **Viva Bahriya-20**  
Doha, Qatar  
Qatar District Cooling Company (Qatar Cool)  
267,313 sq ft-district cooling



Viva Bahriya-20

- **Viva Bahriya-21**  
Doha, Qatar  
Qatar District Cooling Company (Qatar Cool)  
267,313 sq ft-district cooling

- **La Plage Villa Central**  
Doha, Qatar  
Qatar District Cooling Company (Qatar Cool)  
29,999 sq ft-district cooling



La Plage Villa Central-05



La Plage Villa Central-17



La Plage Villa Central-32



La Plage Villa Central-33

- **La Plage Villa East**  
Doha, Qatar  
Qatar District Cooling Company (Qatar Cool)  
12,453 sq ft-district cooling

- **Bahri Villa North**  
Doha, Qatar  
Qatar District Cooling Company (Qatar Cool)  
64,068 sq ft-district cooling



Bahri Villa North-03



Bahri Villa North-06 & 07



## Residential cont.



Bahri Villa North-11 & 12



Bahri Villa North-30 & 31



Bahri Villa North-41



Bahri Villa North-45

- **Bahri Villa South**  
Doha, Qatar  
Qatar District Cooling  
Company (Qatar Cool)  
39,966 sq ft–district cooling



Bahri Villa South-38



Bahri Villa South-46 & 47



Bahri Villa South-49 & 50

- **Fanar Fayrouz-20**  
Doha, Qatar  
Qatar District Cooling  
Company (Qatar Cool)  
7,147 sq ft–district cooling  
Fanar Fayrouz-20
- **Parcel-10A**  
Doha, Qatar  
Qatar District Cooling  
Company (Qatar Cool)  
445,479 sq ft–district cooling
- **Parcel-12A**  
Doha, Qatar  
Qatar District Cooling  
Company (Qatar Cool)  
399,151 sq ft–district cooling
- **AQ 3&4**  
Doha, Qatar  
Qatar District Cooling  
Company (Qatar Cool)  
1,851,946 sq ft–district cooling
- **AQ 5&6**  
Doha, Qatar  
Qatar District Cooling  
Company (Qatar Cool)  
1,844,411 sq ft–district cooling
- **Bahri Villa North**  
Doha, Qatar  
Qatar District Cooling  
Company (Qatar Cool)  
41,205 sq ft–district cooling

# District Energy Space 2016

Plan to submit your calendar 2017 growth data.

**Make plans now to photograph and enter your customer buildings that commit or recommit for your district energy service during 2017!**

*The deadline for submittal of system growth data for calendar 2017 is Fri., April 20, 2018.*

Continuing our tradition, during the IDEA 109th Annual Conference in Vancouver, BC, Canada, June 11-14, 2018, IDEA will congratulate and present awards to those systems reporting the largest growth for calendar 2017 for both North America and Beyond North America. We look forward to seeing you there!

To enter data for newly committed, recommitted or connected customers for calendar 2017, please download and complete the appropriate **North America** or **Beyond North America** Excel® template following, and submit it in the Microsoft Excel format:

- **Submission Form-North America**
- **Submission Form-Beyond North America**

You can also go to <http://www.districtenergy.org/district-energy-space-2/> to download your submittal form and for more information about **District Energy Space**.

Please use the form as provided and fill in all appropriate cells to facilitate our compilation of the data.

Submit the final document to Len Phillips at [len.idea@districtenergy.org](mailto:len.idea@districtenergy.org). We encourage you to send as many building photographs as possible, and label them clearly with your company name and identifying title such as: "My Energy Company-Smith Office Building".

**To access past issues of *District Energy Space*, visit:**  
<http://www.districtenergy.org/district-energy-space-2/>



24 Lyman Street—Suite 230  
Westborough MA 01581, USA  
Tel: +1 508-366-9339  
Fax +1 508-366-0019  
[www.districtenergy.org](http://www.districtenergy.org)

Copyright ©2017 International District Energy Association. ALL RIGHTS RESERVED. This publication contains proprietary content of International District Energy Association (IDEA) which is protected by copyright, trademark and other intellectual property rights. No part of this publication or any "Information" (as defined below) contained herein may be reproduced (by photocopying or otherwise), transmitted, stored (in a database, retrieval system, or otherwise), or otherwise used through any means without the express prior written permission of IDEA. "Information" means any and all information, data, specific products, services, processes, procedures, designs, techniques, technical data, editorial material, advice, instructions, opinions or any other content appearing or referenced in this publication. IDEA has prepared this publication for informational purposes only. IDEA has exercised reasonable care in producing the Information contained in this publication. The appearance of any Information in this publication does not constitute endorsement, warranty or guaranty by IDEA of any product, service, process, procedure, design or the like. IDEA does not make any representation or warranties about the suitability or accuracy of the Information in this publication or that the Information in this publication is error-free. All Information presented in this work is provided "as is" without warranty of any kind. IDEA disclaims all warranties and conditions of any kind, express or implied, including all implied warranties and conditions of merchantability, fitness for a particular purpose, title and non-infringement. The Information contained in this publication may be superseded, may contain errors, and/or may include inaccuracies. IDEA shall not be liable for any special, indirect, incidental, consequential or any damages whatsoever resulting from inconvenience, or loss of use, resources, or profits, whether in an action of contract, negligence or other tortious action, arising out of or in connection with the use or performance of any of the Information available in this publication even if IDEA has been advised of the possibility of such damages or losses. IDEA invites comments, criticisms and suggestions regarding the subject matter in this publication, including notice of errors or omissions.